



Homecare

VA820985 HVR200A HETTY PINK (DRY)

- *Twinflo; Long Life- 2 stage Motor
- *Unique Autosave technology
- *High Efficiency Filtration
- *Hepaflo Dust Control



Motor Power	Hi1200/Lo600 W W
Cleaning Range	26.8 m
Weight	6.6 kg
Power	230V AC 50/60Hz
Airflow	45 L/sec
Suction	Hi2600/Lo1750 mm
Size	340x340x370mm
Capacity	9 L

VA834923 JVP180A JAMES - YELLOW (DRY)

- *Twinflo; Long Life- 2 stage Motor
- *New cable tidy feature
- *Hi-lo Power Saving Feature



Motor Power	1100 W
Power	230V AC 50/60Hz
Airflow	40 L/sec
Suction	2200 mm
Capacity	8 L
Cleaning Range	26.8 m
Weight	5.2 kg
Size	340x340x340mm

VA820083 HVR200A HENRY RED(DRY)

- *Twinflo; Long Life- 2 stage Motor
- *Unique Autosave technology
- *High Efficiency Filtration
- *Hepaflo Dust Control



Motor Power	Hi1200/Lo600 W
Cleaning Range	26.8 m
Weight	6.6 kg
Power	230V AC 50/60Hz
Airflow	45 L/sec
Suction	Hi2600/Lo1750 mm
Size	340x340x370mm
Capacity	9 L

VA820004 HVX200-2 HENRY XTRA (DRY)

- *Twinflo; Long Life- 2 stage Motor
- *3-Stage Microfresh System
- *Activated Charcoal Membrane
- *Air-power brush



Motor	Twinflo
Motor Power	1200 W
Power	230V AC 50/60Hz
Airflow	45 L/sec
Suction	2600 mm
Capacity	9 L
Cleaning Range	26.8 m
Weight	6.6 kg
Size	340x340x370mm

Homecare
Professional
Power



Wet Vacuum Cleaners

WVD1800AP-2

Automatic Pump

- *All terrain Rear wheels
- *Automatic Pump water dumping system
- *Twin Motor System
- *Full Structofoam head and tank



Motor	2xTwinflo
Power	230V AV 50/60Hz
Motor Power	2400 W
Airflow	80 L/sec
Suction	2500 mm
Capacity Wet	70 L
Pump	AP-500W
Cleaning Range	26.8 m
Weight	35.0 kg
Size	684x785x935mm

WVD1800PH-2

Pump Hose

- *All terrain Rear wheels
- *Fitted with pump hose for easy dumping
- *Twin motor system
- *Full Structofoam head and tank



Motor	2xTwinflo
Power	230V AV 50/60Hz
Motor Power	2400 W
Airflow	80 L/sec
Suction	2500 mm
Capacity Wet	70 L
Pump	PH=50W
Cleaning Range	26.8 m
Weight	32.2 kg
Size	684x785x935mm

WVD1800DH-2

Dump Hose



- *All terrain Rear wheels
- *Dump hose
- *Twin Motor System
- *Full Structofoam head and tank




Motor	2xTwinflo
Power	230V AV 50/60Hz
Motor Power	2400 W
Airflow	80 L/sec
Suction	2500 mm
Capacity Wet	70 L
Cleaning Range	26.8 m
Weight	31.3 kg
Size	684x785x935mm



Carpet Extraction Units

CT370-2			CT470-2		
*Powerful single Speed 1200W motor *Patented Ball Floatation Wet Filter *Full Wet and Dry Accessory			*Fold-away handle for Easy storage *Powerful single Speed 1200W motor *Patented Ball Floatation Wet Filter *Full Wet and Dry Accessory		
	Motor	Twinflo	Motor	Twinflo	
	Power	230V AV 50/60Hz	Power	230V AV 50/60Hz	
	Motor Power	1200 W	Motor Power	1200 W	
	Airflow	40 L/sec	Airflow	40 L/sec	
	Suction	2500 mm	Suction	2500 mm	
	Capacity Dry	15 L	Capacity Dry	27 L	
	Capacity Wet	9 L	Capacity Wet	20 L	
	Capacity Extraction	6 L	Capacity Extraction	11 L	
	Cleaning Range	26.8 m	Cleaning Range	26.8 m	
	Weight	8.8 kg	Weight	12 kg	
	Size	355x355x510mm	Size	358x450x710mm	

CTD570-2			CTD900-2		
*Powerful 2400w Motor *Patented Ball Floatation Wet Filter *Full structofoam Head and Tank			*Powerful 2400w Motor *Patented Ball Floatation Wet Filter *Full structofoam Head and Tank		
<div>No Image available</div> <div>No Image available</div>	2xTwinflo		Motor	2xTwinflo	
	Power	230V AV 50/60Hz	Power	230V AV 50/60Hz	
	Motor Power	2400 W	Motor Power	2400 W	
	Airflow	80 L/sec	Airflow	80 L/sec	
	Suction	2500 mm	Suction	2500 mm	
	Capacity Dry	23 L	Capacity Dry	40 L	
	Capacity Wet	15 L	Capacity Wet	32 L	
	Capacity Extraction	10 L	Capacity Extraction	17 L	
	Cleaning Range	26.8 m	Cleaning Range	26.8 m	
	Weight	18.4 kg	Weight	25.5 kg	
	Size	415x415x645mm	Size	800x490x880mm	

The Balance of Ingenuity and Efficiency



Specialized Vacuum Cleaners

MFQ470-22 Micro-Filtration

The MFQ is recommended in any application where the dust present might be considered injurious to health



Motor	1200W
Power	230V AC50/60Hz
Airflow	45 L/sec
Suction	2600mm
Capacity	23 L
Range	26.8m
Weight	8.9kg
Dimensions	355x355x485mm

WVB750

*Battery unit *2 X 56amp/H Gel Batteries

*Easy Water Dumping System

*Twin Motor

Motor	2400W
Power	230/120V AC50/60Hz
Airflow	80 L/sec
Suction	2500mm
Dry	35 L
Wet	25 L
Cleaning Range	26.8m
Weight	26.2kg
Dimensions	640x530x970mm



HZDQ750 Hazardous Dust

The 750 series of "H" specification machines has been specifically designed to meet the requirements of industries where it is necessary to remove dust that could constitute a health hazard and, as such, the total design concept has been to provide a choice of machines that meet an absolute 99.97% filtration efficiency



Motor	2xTwinflo
Power	230V AV 50/60Hz
Motor Power	2400 W
Airflow	90 L/sec
Suction	2600 mm
Capacity	35 L
Cleaning Range	26.8 m
Weight	22.0 kg
Size	510x510x960mm

ATX750 Hazardous

Many workplaces may contain or have activities that produce explosive or potentially explosive atmosphere: From mines, Chemicals, Oil and gas, Pharmaceuticals, cereals, animal feed, paper, wood and coal

Motor	1200W
Power	230V AC50/60 Hz
Filtration	99.97%
Suction	2600mm
Capacity	35 L
Range	25.6m
Weight	20kg
Dimensions	510x510x960mm



Aircraft Vacuum Cleaners

AVQ250 Drum type

- *Low Noise levels
- *Ergonomatical design
- *Ideal for small spaces
- *115V Aircraft Spec



Motor	1200W
Power	115V 400Hz
Airflow	45 L/sec
Suction	2600mm
Capacity	9L
Range	43.2m
Weight	8.5kg
Dimensions	340x340x395mm

RSAV130 Back Pack

- *Convenience and safety
- *Low noise levels
- *Ergonomatical design
- *115V Aircraft Spec



Motor	1100W
Power	115V 400Hz
Airflow	40 L/sec
Suction	2400mm
Capacity	6L
Range	31.4m
Weight	6.0kg
Dimensions	440x360x250mm

RSV200 Back pack

- *Convenience and safety
- *Low noise levels
- *Ergonomatical design
- *115V Aircraft Spec



Motor	Microflo
Power	230V AV 50/60Hz
Motor Power	1100 W
Airflow	40 L/sec
Suction	2400 mm
Capacity	9 L
Cleaning Range	31.4 m
Weight	6.3 kg
Size	500x360x250mm



Rotary Disc Machines

NLL332 LoLine(200rpm)



Motor	400W
Deck Size	330 mm
Brush	330 mm
Pad Size	330 mm
Power	230V AC 50Hz
Speed	200rpm
Range	32 m
Weight	18 kg
Size	1145 x 330 x 540mm

NRT1530 Twin speed



Motor	1000/1250 W
Deck Size	450 mm
Brush	450 v
Speed	150 300 rpm
Vacuum	Optional NDT130
Cleaning Range	32 m
Weight	40 kg
Size	1250x580x 460 mm

NuPower NPR1530 High speed



Motor	1500W
Power	230V AC 50Hz
Pad	400mm
Brush	450mm
Speed	300 rpm
Vacuum	Optional DT130
Cleaning Range	32 m
Weight	30kgs
Size	1185x580x 450mm

NRU1500 Ultraflo



Motor	1500 W
Deck Size	400 mm
Brush	400 mm
Speed	1500 rpm
Vacuum	Optional NDT130
Cleaning Range	32 m
Weight	32 kg
Size	1250x660x 460 mm

NR450 Extra High speed



Motor	1500 W
Deck Size	450 mm
Brush	450 mm
Speed	450 rpm
Vacuum	Optional NDT130
Cleaning Range	32 m
Weight	35 kg
Size	1250x580x 460 mm



Twintec AutoScrubbers Eletric

TT1535S

*Cable Length: 20m

*Estimated Cleaning ability 750-1000m²



Motor	1500 W
Vacuum Motor Power	1000 W
Brush	350 mm
Speed	50Hz=1000 rpm 60Hz=1200 rpm
Capacity	15 L
Cleaning Range	42 m
Weight	38 kg
Size	750x740x480 mm

TT3450S

*Cable Length: 20m

*Estimated Cleaning ability 1500-2000m²



Motor	1000 W
Vacuum Motor Power	1200 W
Brush	450 mm
Speed	50Hz=150r pm 60Hz=180r pm
Capacity	30 L
Cleaning Range	42 m
Weight	57 kg
Size	1150x1030 x740 mm

TT4550S

*Cable Length: 20m

*Estimated Cleaning ability 2000-2500m²



Brush Motor	1200 W
Vacuum Motor Power	1200 W
Brush	550mm
Speed	50Hz=1000 rpm
Capacity	40L
Cleaning Range	42 m
Weight	68Kg
Size	1150x1110 x850mm

TT6650S

*Cable Length: 20m

*Estimated Cleaning ability 2500-3000m²



Motor	1200 W
Vacuum Motor Power	1200 W
Brush	650 mm
Speed	50Hz=150r pm 60Hz=180r pm
Capacity	60 L
Cleaning Range	42 m
Weight	86 kg
Size	1230x1260 x970mm

Twintec AutoScrubbers Battery

TTB3450S

*Estimated Cleaning ability 1500-2000m²



Motor	24V 400 W
Vacuum Motor Power	24V 400 W
Power	2x12V (24V) 100 Ahr
Brush	650 mm
Run Time	2.25 Hrs
Deck Size	450 mm
Speed	120 rpm
Capacity	30 L
Weight	122 kg
Size	1150x1030 x740 mm

TTB4500S

*Estimated Cleaning ability 2000-2500m²



Motor	24V 400 W
Vacuum Motor Power	24V 400 W
Power	2x12V (24V) 100 Ahr
Run Time	2.25 Hrs
Deck Size	500 mm
Speed	120 rpm
Capacity	40 L
Weight	126 kg
Size	1150x1030 x850 mm

TTB6652ST

*Estimated Cleaning ability 2500-3000m²



Motor	2x24V 400 W
Vacuum Motor Power	24V 400 W
Power	4x12V (24V) 200 Ahr
Run Time	3.75 Hrs
Deck Size	650 mm
	2x330 mm
Speed	120 rpm
Capacity	60 L
Weight	211 kg
Size	1230x1260 x970 mm

TTV678 Vario

Motor	3x24V 400 W
Vacuum Motor Power	24V 400 W
Power	6x12V (24V) 300 Ahr
Run Time	3.5 Hrs
Traction Drive	600 W
Transit Speed	7.0 km/h
Cleaning Speed	3.5 km/h
Climbing Gradient	11°
Scrub Width	650 mm
	750 mm
	850 mm
Brush Speed	50/100/150/200 rpm
Water Capacity	110 L
Nuchem Capacity	Optional 4 L
Water Flow Rate	4L/min
	3L/min
	2L/min
	1L/min
Nuchem Mix	25:01:00
	50:01:00
	75:01:00
	100:01:00
Weight	500 kg
Size	1676x1425 x1054 mm

Twintec Vario – proof that 3 into 1 does go!

This is about the most user friendly ride-on around, packed with sound common sense engineering yet bristling with technology. In simple terms the Twintec Vario ride-on rewrites the mathematical rule book proving once and for all that... 3 INTO 1 DOES GO!

Yes one machine which can be set to 3 different working widths, 650mm, 750mm and 850mm and all at the flick of a simple lever. This doesn't even need tools – anybody can do it at any time. You want it wide – fine... you want it narrow – 30 seconds is all that it takes



Note! If you want more information please email us at
www.speirsad@gmail.com
www.speirshygiene@ionline.co.za

